


I can add sounds to help tell a story.



## Chicka Chicka Boom Boom

Bill Martin Jr and John Archambault, authors  
Lois Ehlert, illustrator

If you have this book at home, have fun adding a special sound each time you read a certain word or group of words. The sound could be made by any object you find around the house.

Decide the sound that best matches each group of words:

- Should it be a shaker, wood, metal, or something else?
- Should it be a high sound or a low sound?
- Should it be loud or quiet?

Be sure to check with an adult before using any object.


**a b**

Sample words in the book	A sound for the group of words
<b>Chicka Chicka Boom Boom</b>	
<b>coconut tree</b>	

Ready?

1. Read the story aloud. Each time you read one of the special groups of words make the sound, too.
2. Maybe a sibling could help by making one of the sounds?
3. When you've finished the book, did you like the sounds you chose? If not, choose new sounds and read it again!

I can make up a melody to help tell a story.




## Pete the Cat I Love My White Shoes

Eric Litwin, author  
James Dean, illustrator

If you have this book at home, have fun making up a melody for Pete to sing each time his shoes change color!

1. Read the story aloud.
2. When it's time for Pete to sing his song, make up your own melody for the words,

"I love my \_\_\_\_\_ shoes,  
I love my \_\_\_\_\_ shoes,  
I love my \_\_\_\_\_ shoes."



Pete loves his shoes, so be sure it's a happy song!

-----

Another day, read and sing along with a recording.

1. Get out your book.
2. Click to this webpage and scroll to the bottom of the page:  
<http://www.petthecatbooks.com/songs/>
3. Find the yellow cover that matches your book.
4. Click the white arrow and get started.
5. There are more adventures with Pete, too!